

**CME EVALUATION SUMMARY**

**TOTAL CONFERENCE ATTENDEES: 332 | RESPONDENTS: 202 (58.7%)**

**I. OVERALL EVALUATION**

**1. What is your occupation?**

Physician: 14.85%	Nurse Practitioner: 1.98%	Public Health Professional: 1.49%
Psychologist: 1.98%	Chiropractor: 0.50%	Healthcare Administrator/Manager: 11.39%
Social Worker: 7.92%	Physical Therapist: 0.50%	Medical/Health Professions Student: 0.50%
Nurse: 39.10%	Physician Assistant: 0.99%	Community Health Worker: 7.43%

Other: 11.88%

- Certified Nurse Midwife
- Clinical Coordinator
- Community Health Team administration
- CTC Program Coordinator
- Director of professional association
- Health Care Consultant
- LAADC, LCDCS, SBIRT
- Licensed mental health counselor (x 2)
- Marriage and Family Therapist
- Medical Assistant/ Care Coordinator
- MPA
- Nurse Care Manager (x 2)
- Patient Coordinator
- PCMH specialist
- Practice Facilitator
- Practice Manager
- Public Health Grant Administrator and RD
- Quality Improvement Specialist (x 2)
- Screener
- Sr. HIS Practice Consultant

**2. What is your specialty?**

Addiction Medicine: 2.67%	Geriatrics: 1.78%	Pediatrics: 8.44%
Anesthesiology: 0.44%	Gynecology: 0.89%	Preventive Medicine: 0.89%
Behavioral/Mental Health: 8.44%	Internal Medicine: 14.22%	Psychology: 1.33%
Cardiology: 0.89%	Neurology: 0.44%	Psychiatry: 0.89%
Community Health: 15.11%	Obstetrics: 0.44%	Public Health: 5.33%
Family Medicine: 14.22%	Oncology: 0.44%	Quality and Safety: 5.78%

Other: 16.89%

- Administration (x 2)
- Adult Primary Care
- Case Management (x 4)
- Care Management (x 3)
- Community Health, DOH
- Community Supports
- Discharge planning and utilization
- Gastroenterology
- Health Care Innovation
- Health Plan
- Health Plan - Network Quality
- Insurer
- Medical Management (Health Plan)
- Nurse Care Manager (x 6)
- Palliative Medicine
- Parent advocacy
- PCMH
- Primary care (x 2)
- Primary care practice transformation
- Primary Spine
- Public Health and chronic disease
- Quality
- RIQI
- Social work education
- Substance use disorder treatment
- Workforce development

**3. Was the content of this activity fair, balanced, objective, and free of commercial bias?**

Yes: 100% | No: 0.00%

#### 4. Overall Conference Evaluation

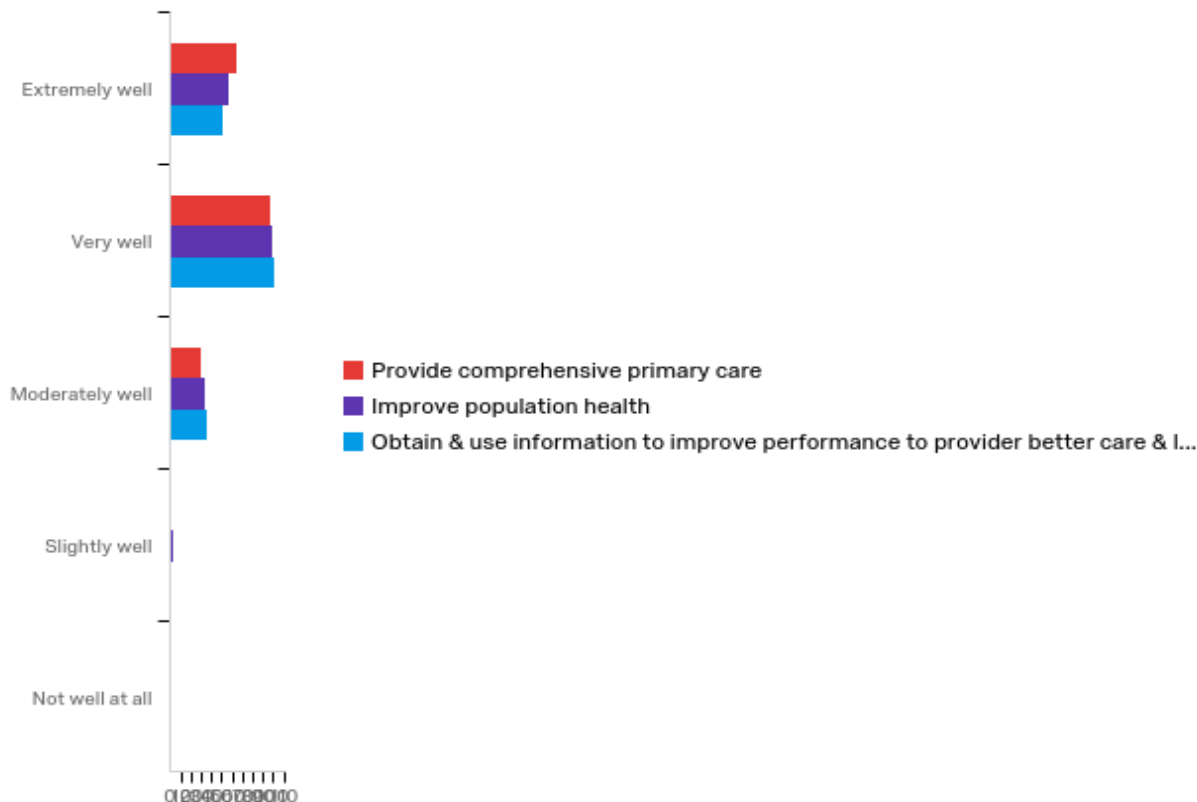
	Excellent	Very Good	Good	Fair	Poor
How would you rate this educational activity overall?	43.30%	43.81%	11.34%	1.55%	0.00%
How relevant to your needs was the information presented?	39.18%	46.39%	12.37%	2.06%	0.00%
How clear was the material presented?	42.78%	44.33%	9.79%	2.58%	0.52%
How well were questions answered?	43.01%	43.01%	12.44%	1.55%	0.00%

#### 5. How well were the Learning Objectives of this activity met overall? At the end of the session, attendees will be able to identify strategies the primary care team can use to:

1. Provide comprehensive primary care
2. Improve population health
3. Obtain & use information to improve performance to provider better care & lower costs

Extremely well: 30.05%	Very well: 54.64%	Moderately well: 14.75%	Slightly well: 0.55%	Not well at all: 0.00%
---------------------------	----------------------	----------------------------	-------------------------	---------------------------

#### 6. Please rate how well each learning objective was met:



	Extremely Well	Very Well	Moderately Well	Slightly Well	Not Well At All
Provide comprehensive primary care	33.68%	50.78%	15.54%	0.00%	0.00%
Improve population health	29.32%	52.36%	17.28%	1.05%	0.00%
Obtain & use information to improve performance to provider better care & lower costs	26.70%	53.40%	18.85%	0.52%	0.52%

**7. Will your participation in this activity have an impact on your practice of medicine, leadership, performance, or with your research?**

Yes: 83.43% | No: 1.78% | Not Sure: 14.79%

- Being aware more
- Better informed IBH implementation, better patient communication- centeredness
- Patient Experience

**8. Which of the following competency areas do you feel may have been improved as a result of this activity?**

	Extreme Improvement	Much Improvement	Somewhat Improvement	Very little improvement	No improvement
Patient Care and Procedural Skills	8.24%	38.46%	37.36%	7.14%	8.79%
Medical Knowledge	4.86%	28.65%	43.78%	11.89%	10.81%
Interpersonal & Communication Skills	12.37%	45.16%	32.26%	3.76%	6.45%
Professionalism	11.96%	40.76%	32.61%	5.98%	8.70%
Practice-Based Learning and Improvement	13.04%	46.74%	32.07%	4.89%	3.26%
Systems-Based Practice	13.74%	49.45%	28.57%	2.75%	5.49%
Provide Patient-Centered Care	20.11%	51.09%	21.20%	3.80%	3.80%
Work in Interdisciplinary Teams	13.81%	51.38%	25.97%	3.31%	5.52%
Employ Evidence-Based Practice	9.29%	44.81%	33.88%	7.10%	4.92%
Apply Quality Improvement	11.96%	48.91%	29.89%	4.35%	4.89%
Utilize Informatics	8.11%	40.00%	37.84%	7.03%	7.03%
Values/Ethics for Interprofessional Practice	10.33%	44.57%	32.07%	5.43%	7.61%

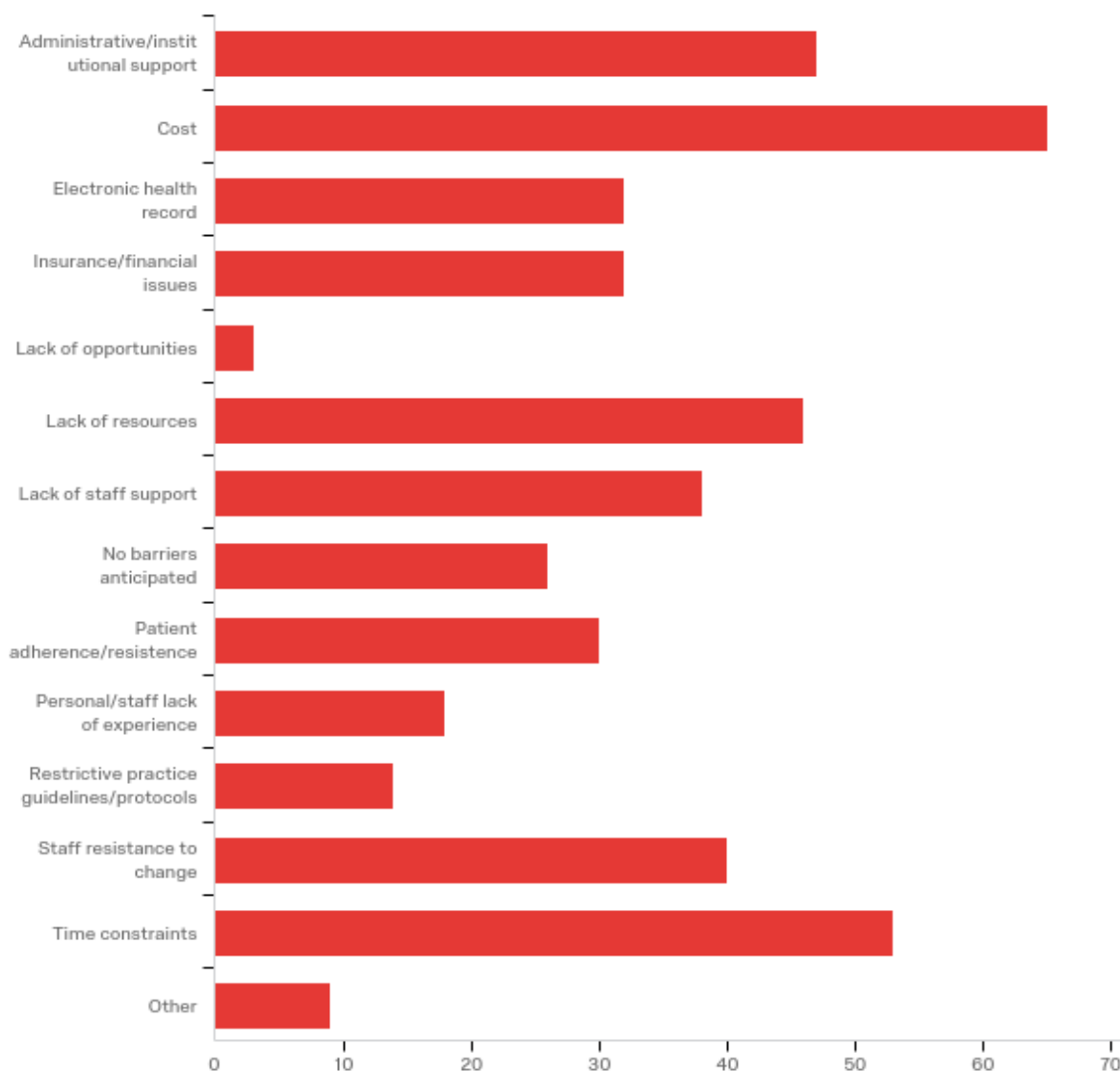
**9. How would you rate your experience with this conference?**

	Extremely satisfied	Somewhat satisfied	Neither satisfied nor dissatisfied	Somewhat dissatisfied	Extremely dissatisfied
Registration Process	85.42%	11.46%	3.13%	0.00%	0.00%
Meeting Venue	75.79%	18.42%	3.68%	2.11%	0.00%
Refreshments	61.46%	22.92%	9.90%	5.21%	0.52%
Conference Materials	59.38%	26.04%	10.42%	4.17%	0.00%
Meeting Format	71.43%	23.28%	3.70%	1.06%	0.53%

**10. What formats would you like to see included in future conferences?**

Lecture: 15.51%	Workshop: 26.87%	Poster session: 5.54%
Debate: 4.16%	Problem-based learning/Case-based: 21.33%	Panel discussion: 26.32%

**11. What barriers, if any, do you anticipate encountering as you make changes in your practice or professional behavior?**



Administrative/institutional support: 10.38%	No barriers anticipated: 5.74%
Cost: 14.35%	Patient adherence/resistance: 6.62%
Electronic health record: 7.06%	Personal/staff lack of experience: 3.97%
Insurance/financial issues: 7.06%	Restrictive practice guidelines/protocols: 3.09%
Lack of opportunities: 0.66%	Staff resistance to change: 8.83%
Lack of resources: 10.15%	Time constraints: 11.70%
Lack of staff support: 8.39%	Other: 1.99%

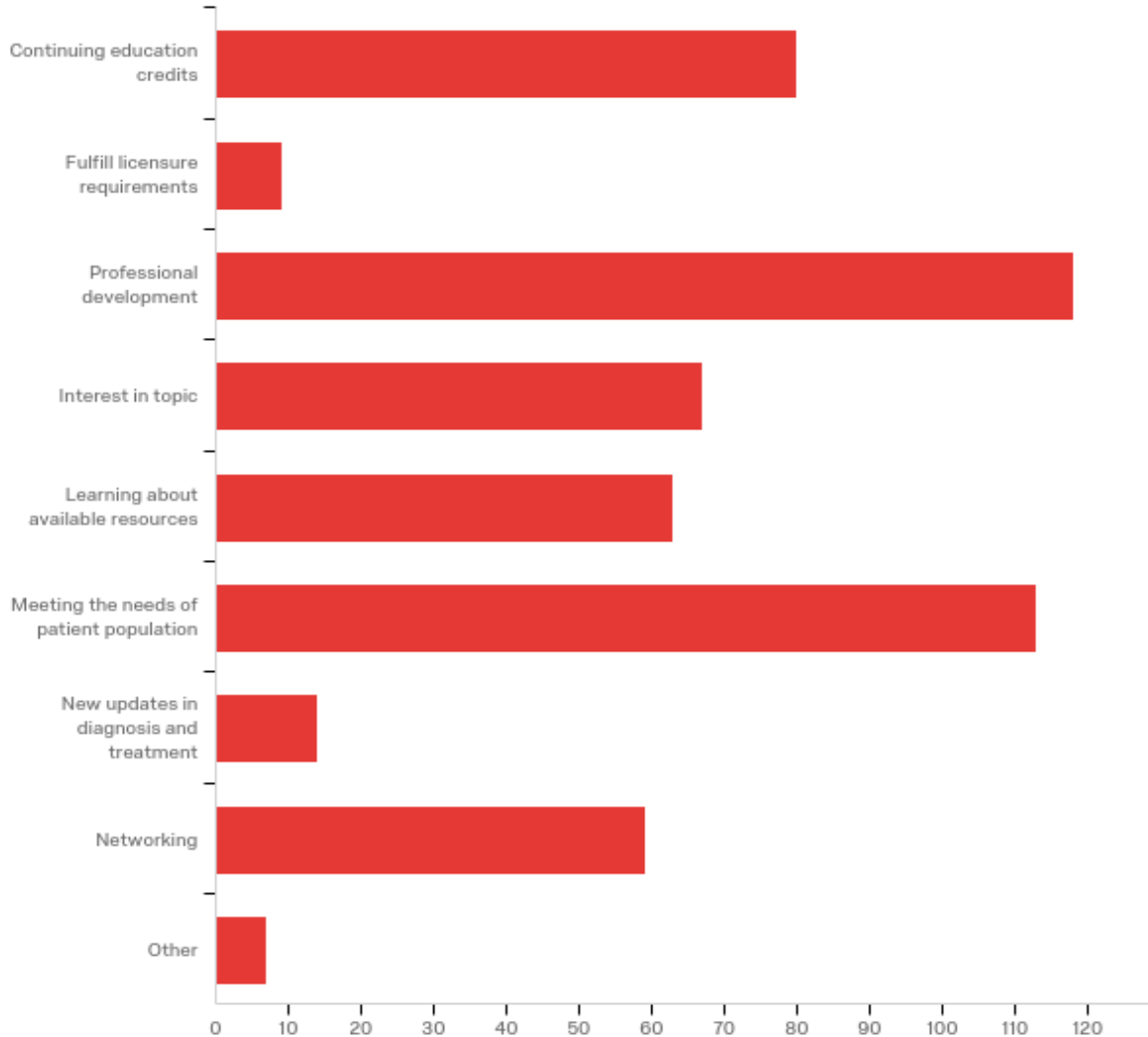
- Challenges with collaborating with state decision makers and health plans
- Complexities of state policies and health system transformation needs
- Lack of full partnerships
- Lack of space
- Leadership communicating changes to staff
- Time to focus on making these changes

**12. What topics would you like to see next year related to this conference?**

- Additional Case Management Topics for Patient and Physician engagement
- Additional materials and resources for behavioral health issues and empowerment
- Barriers to implementing effective behavioral health strategies: insurance company policies, and state and federal regulation and law
- Care Planning
- Challenging case studies
- Chronic disease, integrated nursing
- Clinical Quality Measures; MACRA; Adult Immunization Registry; Integrated Billing and Coding; USS Hope; eCQM
- Community resources
- Connecting school nursing with the larger healthcare system
- Diversity and inclusion topics reflecting the population in your practice.
- Geriatric focus
- Health equity zones
- HEDIS Improvement
- High value care/value based care (x 2)
- Highlight work and impacts of parent consultants (pediatric practices) and other peer care navigators
- Holistic health
- How to address staff and provider resistance
- Infectious disease risks, physical trauma
- Insurance knowledge - Medicare/Medicaid/obtaining lower medication costs/Opioid epidemic/reimbursements (x 2)
- Integration of topics related to care for specialty populations including LGBTQ and immigrants
- Lateral violence
- MED adherence and improving outcomes
- More about innovation in healthcare
- More about nursing in primary care as it relates to changes in roles and responsibilities
- More examples on how all team members can work together towards improved health outcomes for patients.
- More medical and psychiatric topics
- More on practices who have implemented social determinants assessment - how they provide resources to patients with needs - collect data, etc.
- More on risk calculations that include SDOH. Innovative collaborations between clinical and community organizations.
- More topics around behavioral health in the community
- More topics on mental health, psychiatry/ behavioral integrations (x 3)
- Multidisciplinary presentations
- Next steps in improving practice. How to deal with work place burn out from staff due to demands
- Nutrition & weight loss
- Physician skill building- e.g. prescribing psych meds
- Policy initiatives targeting sustainability
- Political aspects of Health/ lobbying in DC (x 2)
- Population health
- Psych sources for a pediatric community
- Psychobiotics and the gut-brain connection
- Role playing to increase patient satisfaction
- Settings to solve one's specific problems in workshop setting
- Social Determinants of health and the Primary Care Provider - what is the right blend of resources to accomplish this? (x 2)
- Stress reduction techniques - Managing complex medical cases
- Substance use / opioid addiction (x 2)

- Taming the EMR monster
- Technology solutions
- Telehealth and the medical home
- What is the key points of a care plan

**13. What was your interest or purpose in attending this activity?**

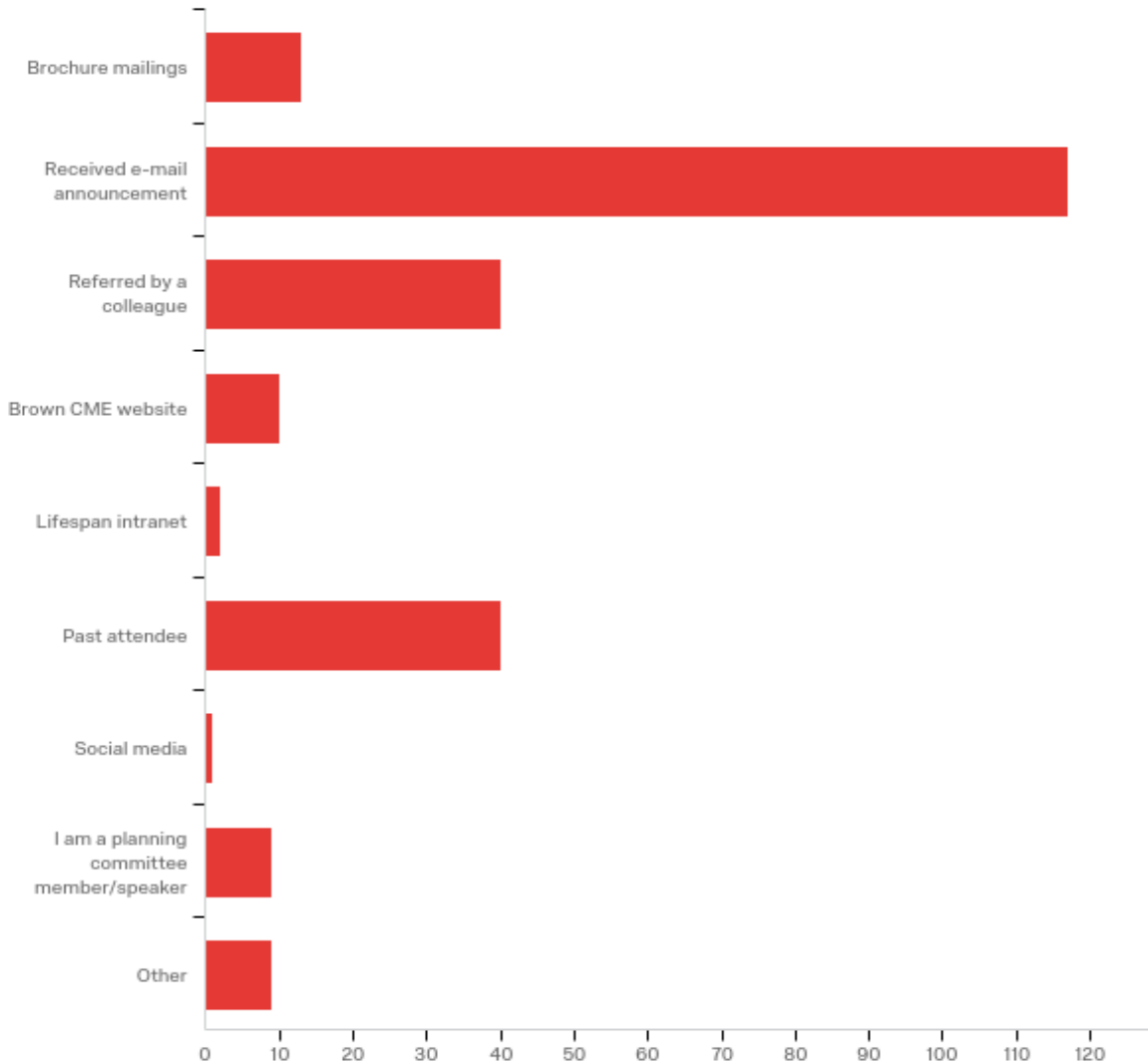


Continuing education credits: 15.09%	Learning about available resources: 11.89%
Fulfill licensure requirements: 1.70%	Meeting the needs of patient population: 22.32%
Professional development: 22.26%	New updates in diagnosis and treatment: 2.64%
Interest in topic: 12.64%	Networking: 1.32%

Other: 1.32%

- Exhibiting information about PediPRN
- Presenter (x 3)
- Vendor for Public Awareness Campaign

**14. How did you hear about the conference?**



Brochure mailings: 5.39%	Lifespan intranet: 0.83%
Received e-mail announcement: 48.55%	Past attendee: 16.60%
Referred by a colleague: 16.60%	Social media: 0.41%
Brown CME website: 4.15%	I am a planning committee member/speaker: 3.73%

Other: 3.73%

- CTC (x 4)
- PCMH
- Employer / Program Management
- RIPIN
- I am on the planning committee
- PCMHKids Steering Committee Member

**15. Overall Comments:**

- Effective
- Enjoyed the day
- Enjoyed presentation on how the customer sees health care. I myself now how difficult it can be.
- Excellent program! (x 6)
- Extremely organized and well done. I appreciate the opportunity to choose between different break out session tracks.
- Feel like the sessions were a bit too short, no time for Q&A, packed
- Great conference! Better Care: Providing What Patients Want Speaker: Randi This was an excellent session!
- Great conference. Sound quality of the keynote lecture very, very, very poor -- room and audio system needs improvement. Suggest more active learning. Also, suggest scheduling later in the day so docs can see patients in the am
- Great day with great speakers!
- Great inter-professional opportunity to gather
- High-risk patient population health management
- I liked the interactive sessions. I learned a wealth of knowledge from the training. Thank you for providing and sharing the information. I look forward to the next training.
- It was accommodating and great networking opportunities
- It was difficult to walk in between the tables with all the chairs
- It was a full day. Good speakers/ presenters
- It was lovely
- It was one of the most informative and exciting CTC collaborative I have been to
- Keynote address was excellent
- Look forward to next year
- More detailed individual seminar description
- My second year. Great networking.
- Networking with peers is always helpful
- Nice location with available parking--great day--would go again
- One presenter, in particular, was very difficult to understand. It was clear English was not his first language. The speakers, in general, lacked dynamics.
- Remarkably good.
- Thank you for holding the conference. Much of what I heard was old-hat. It would be good to have some higher level discussions.
- Thank you! (x 5)
- Thank you for the invitation, I enjoyed meeting everyone and enjoyed the sessions!
- The acoustics of the venue were a real barrier.
- The breakout sessions were good, the first speaker in red who talked about her son, that was all common sense, know your audience
- There was not enough water provided at the conference.
- This was my first RI Annual Conference and I walked away with nothing but positive feedback. Would like to hear of additional resources and gatherings.
- Very informative. Took back to the office ideas from classes to implement
- Very poor quality-sound kept cutting out
- Well done – very well organized! (x 4)
- Would like to have the speakers' slides made available
- Would like to see more clinical data



**SPEAKER EVALUATIONS:**

**Welcome: Building Capacity for Better Care, Lower Costs: Care Transformation Collaborative Perspective**  
 Debra Hurwitz, MBA, BSN, RN

	Very Well	Well	Average	Disappointing	Poor
Speaker's knowledge and experience enhanced this activity	62.50%	33.33%	4.17%	0.00%	0.00%
The speaker provided the information in an interesting manner that facilitated my learning	54.17%	39.88%	5.95%	0.00%	0.00%
Presentation was fair, objective, and unbiased toward any product or program	60.24%	35.54%	4.22%	0.00%	0.00%
Effectiveness of teaching methods	50.30%	43.11%	5.99%	0.60%	0.00%

**Comments:**

- Interesting session
- Spoke well, but very fast
- I was disappointed in the audience being disruptive

**Building Capacity: Better Care Lower Cost: Rhode Island Office of the Health Insurance Commissioner Perspective**

Marie L. Ganim, PhD, MPA

	Very Well	Well	Average	Disappointing	Poor
Speaker's knowledge and experience enhanced this activity	56.17%	36.42%	6.79%	0.62%	0.00%
The speaker provided the information in an interesting manner that facilitated my learning	50.00%	40.74%	8.64%	0.62%	0.00%
Presentation was fair, objective, and unbiased toward any product or program	54.32%	39.51%	5.56%	0.62%	0.00%
Effectiveness of teaching methods	45.96%	43.48%	9.94%	0.62%	0.00%

**Comments:** No responses

**Better Care Lower Cost: State Innovation Model Perspective**

Marti Rosenberg, MA

	Very Well	Well	Average	Disappointing	Poor
Speaker's knowledge and experience enhanced this activity	56.41%	37.18%	5.77%	0.64%	0.00%
The speaker provided the information in an interesting manner that facilitated my learning	50.32%	43.23%	5.81%	0.65%	0.00%
Presentation was fair, objective, and unbiased toward any product or program	53.85%	40.38%	5.13%	0.64%	0.00%
Effectiveness of teaching methods	51.28%	41.67%	6.41%	0.64%	0.00%

**Comments:**

- I loved her motivational personal touch and her group exercise
- Marti was excellent! I believe she would be a great resource and asset to the community health centers!
- Excellent speaker

### What Patients Want

Randi Redmond Oster, MBA

	Very Well	Well	Average	Disappointing	Poor
Speaker's knowledge and experience enhanced this activity	69.83%	23.46%	6.15%	0.56%	0.00%
The speaker provided the information in an interesting manner that facilitated my learning	68.72%	20.67%	9.50%	1.12%	0.00%
Presentation was fair, objective, and unbiased toward any product or program	67.80%	24.86%	6.21%	1.13%	0.00%
Effectiveness of teaching methods	65.73%	25.28%	7.30%	1.69%	0.00%

#### Comments:

- Awesome learning opportunity
- Enjoyed the card activity and having people stand with positive/negative comments as a poll
- Everyone engaged in learning, team effort, etc. Great workshop
- Excellent! Truly enjoyed this session (x 2)
- Fun, engaging, but squishy.
- Good choice of presenter, she seemed to connect to everyone
- Heartwarming and great
- Maybe a little too long but a great speaker
- Randi has a wonderful program but I recently attended her two hour session and was also introduced to her program in the early stages at Healthcentric advisors. It was my third go around and while very good, it was very repetitive. I know there were others in the room that had attended her presentation recently as well.
- She pushed her book so was not "unbiased toward any product" - I was not "disappointed" however. The word choice is wrong for this question.
- Speaker provided too much personal info
- The microphone did not pick up all remarks well (x 2)
- Very dynamic speaker
- Would have liked more time focused on clinical applications and a little less detail on personal stories

#### Which concurrent breakout session did you attend from 9:30-10:25 am?

Building Integrated Behavioral Health Capacity: Partnering with Psychiatry	22.04%
Better Care: Providing What Patients Want I	16.13%
Not Your Mama's Care Team: Innovative Approaches to Patient Centered Care	40.32%
The First 1,000 Days: How New York State Medicaid is Investing in Early Childhood Development	13.44%
I did not attend a session during this period	8.06%

#### Building Integrated Behavioral Health Capacity: Partnering with Psychiatry (*Not Accredited*)

Mary Jean Mork, MSW

	Very Well	Well	Average	Disappointing	Poor
Speaker's knowledge and experience enhanced this activity	50.00%	42.86%	4.76%	2.38%	0.00%
The speaker provided the information in an interesting manner that facilitated my learning	43.90%	48.78%	4.88%	2.44%	0.00%
Presentation was fair, objective, and unbiased toward any product or program	53.66%	43.90%	2.44%	0.00%	0.00%
Effectiveness of teaching methods	41.46%	46.34%	9.76%	2.44%	0.00%

#### Comments:

- Didn't explain how to get corps to buy into connecting all the teams

**Better Care: Providing What Patients Want I**

Randi Redmond Oster, MBA

	Very Well	Well	Average	Disappointing	Poor
Speaker's knowledge and experience enhanced this activity	86.67%	10.00%	3.33%	0.00%	0.00%
The speaker provided the information in an interesting manner that facilitated my learning	86.67%	10.00%	3.33%	0.00%	0.00%
Presentation was fair, objective, and unbiased toward any product or program	90.00%	3.33%	3.33%	3.33%	0.00%
Effectiveness of teaching methods	86.67%	10.00%	3.33%	0.00%	0.00%

**Comments:**

- She pushed her book so was not "unbiased toward any product" - I was not "disappointed" however. The word choice is wrong for this question.

**Not Your Mama's Care Team: Innovative Approaches to Patient Centered Care**

Eilidh Pederson, MPH

	Very Well	Well	Average	Disappointing	Poor
Speaker's knowledge and experience enhanced this activity	73.33%	25.33%	1.33%	0.00%	0.00%
The speaker provided the information in an interesting manner that facilitated my learning	68.00%	30.67%	1.33%	0.00%	0.00%
Presentation was fair, objective, and unbiased toward any product or program	66.67%	29.33%	4.00%	0.00%	0.00%
Effectiveness of teaching methods	68.00%	29.33%	2.67%	0.00%	0.00%

**Comments:**

- Best talk of the day.
- Excellent!
- Info. on use of scribes was very interesting
- Outstanding and valuable for the whole audience
- Terrific
- This speaker was excellent! Provided many ideas to alter/improve care teams
- Very interesting presentation

**The First 1,000 Days: How New York State Medicaid is Investing in Early Childhood Development**

Kate Breslin, MPH, MCRP & Suzanne C. Brundage, MSc

	Very Well	Well	Average	Disappointing	Poor
Speakers' knowledge and experience enhanced this activity	64.00%	32.00%	4.00%	0.00%	0.00%
The speakers provided the information in an interesting manner that facilitated my learning	40.00%	36.00%	24.00%	0.00%	0.00%
Presentation was fair, objective, and unbiased toward any product or program	60.00%	32.00%	8.00%	0.00%	0.00%
Effectiveness of teaching methods	40.00%	36.00%	20.00%	4.00%	0.00%

**Comments:**

- Awesome!

**Which concurrent breakout session did you attend from 10:25-11:20 am?**

Building Team Capacity: Utilizing Provider/RN Co-Visits, Pharmacy Technicians, & Patient Navigators	39.04%
Better Care: Providing What Patients Want II	14.97%
A Community Approach to Women's Health	10.16%
Recognizing and Managing Patients with Trauma in the Primary Care Setting	26.74%
I did not attend a session during this period	9.09%

**Building Team Capacity: Utilizing Provider/RN Co-Visits, Pharmacy Technicians, & Patient Navigators**

Wendy A. Chicoine, MSN, RN & Tara Higgins, PharmD, CDOE & Sarah Thompson, PharmD, CDOE

	Very Well	Well	Average	Disappointing	Poor
Speakers' knowledge and experience enhanced this activity	58.90%	34.25%	6.85%	0.00%	0.00%
The speakers provided the information in an interesting manner that facilitated my learning	47.95%	43.84%	8.22%	0.00%	0.00%
Presentation was fair, objective, and unbiased toward any product or program	56.16%	39.73%	4.11%	0.00%	0.00%
Effectiveness of teaching methods	52.78%	31.94%	15.28%	0.00%	0.00%

**Comments:**

- Excellent, all three presenters were wonderful!
- I love that PCHC is trying new things. Their model of care has been in place for some time now. The only issue I have is PCHC is federally funded and has the funds and infrastructure to afford this approach where most practices do not.
- Room was very cramped in terms of being able to access exits without disrupting the speakers/audience.
- Sarah's presentation was most relevant to my needs, followed by Tara's.
- This was extremely helpful in identify ways to integrate new support roles into our health center
- Would have been a better panel than separate speakers

**Better Care: Providing What Patients Want II**

Randi Redmond Oster, MBA

	Very Well	Well	Average	Disappointing	Poor
Speaker's knowledge and experience enhanced this activity	81.48%	14.81%	3.70%	0.00%	0.00%
The speaker provided the information in an interesting manner that facilitated my learning	81.48%	14.81%	3.70%	0.00%	0.00%
Presentation was fair, objective, and unbiased toward any product or program	85.19%	7.41%	3.70%	3.70%	0.00%
Effectiveness of teaching methods	81.48%	14.81%	3.70%	0.00%	0.00%

**Comments:**

- She pushed her book so was not "unbiased toward any product" - I was not "disappointed" however. The word choice is wrong for this question.
- The game was an interesting way to facilitate discussion

**A Community Approach to Women's Health**  
**Jodi B. Stack, MSN, BBA, RN**

	Very Well	Well	Average	Disappointing	Poor
Speaker's knowledge and experience enhanced this activity	57.89%	26.32%	15.79%	0.00%	0.00%
The speaker provided the information in an interesting manner that facilitated my learning	42.11%	36.84%	15.79%	5.26%	0.00%
Presentation was fair, objective, and unbiased toward any product or program	52.63%	36.84%	10.53%	0.00%	0.00%
Effectiveness of teaching methods	42.11%	36.84%	15.79%	5.26%	0.00%

**Comments:**

- Ideas presented could be used in a range of settings

**Recognizing and Managing Patients with Trauma in the Primary Care Setting**

Adam Pallant, MD, PhD & Elliot M. Ruggles, LCSW, PhD

	Very Well	Well	Average	Disappointing	Poor
Speakers' knowledge and experience enhanced this activity	68.00%	24.00%	6.00%	2.00%	0.00%
The speakers provided the information in an interesting manner that facilitated my learning	64.00%	24.00%	10.00%	2.00%	0.00%
Presentation was fair, objective, and unbiased toward any product or program	68.00%	24.00%	8.00%	0.00%	0.00%
Effectiveness of teaching methods	60.00%	28.00%	8.00%	4.00%	0.00%

**Comments:**

- Great!
- More information regarding how to start these conversations would be helpful
- This seminar was excellent. Dr. Ruggles and Dr. Pallant were great speakers. A highlight of the day for me.

**Which concurrent workshop did you attend from 11:35-12:30 pm?**

Financial Incentives and the Delivery of Low- and High-Value Care	17.93%
Building Capacity for Goals of Care Conversations in Serious Illness	24.46%
Better Care and Lower Costs: Partnering in the Community to Meet Health Related Social Needs	33.15%
Partnering with Schools: Suicide Prevention Program: Working with Schools and Primary Care	16.85%
I did not attend a session during this period	7.61%

**Financial Incentives and the Delivery of Low- and High-Value Care**

Orestis Panagiotou, MD, PhD

	Very Well	Well	Average	Disappointing	Poor
Speaker's knowledge and experience enhanced this activity	38.89%	36.11%	19.44%	5.56%	0.00%
The speaker provided the information in an interesting manner that facilitated my learning	33.33%	25.00%	22.22%	13.89%	5.56%
Presentation was fair, objective, and unbiased toward any product or program	44.44%	30.56%	16.67%	8.33%	0.00%
Effectiveness of teaching methods	36.11%	22.22%	22.22%	13.89%	5.56%

**Comments:**

- A little difficult to hear
- Pretty dry.
- Respectfully, this presenter was extremely difficult to understand as English was not his primary language. Therefore, I was lost at several points during presentation.
- Speaker was very difficult to understand and had little to no affect in his speech
- Speaker was difficult to understand, spoke too quickly.
- Unfortunately, the presentation planned could not be given and the general info was well known already
- Very difficult to understand speaker, monotone voice

**Building Capacity for Goals of Care Conversations in Serious Illness**

Jennifer M. Ritzau, MD & Maria Aileen Soriano-Pisaturo, MD

	Very Well	Well	Average	Disappointing	Poor
Speakers' knowledge and experience enhanced this activity	81.82%	18.18%	0.00%	0.00%	0.00%
The speakers provided the information in an interesting manner that facilitated my learning	79.55%	20.45%	0.00%	0.00%	0.00%
Presentation was fair, objective, and unbiased toward any product or program	77.27%	20.45%	2.27%	0.00%	0.00%
Effectiveness of teaching methods	77.27%	20.45%	2.27%	0.00%	0.00%

**Comments:**

- Excellent
- Good interaction with the audience
- The role play was great between the doctors.
- Watching them demonstrate on how the conversation flows was helpful.

**Better Care and Lower Costs: Partnering in the Community to Meet Health Related Social Needs**

Jeannine Casselman, JD, MA & Michael Fine, MD & Scott Hewitt, MA

	Very Well	Well	Average	Disappointing	Poor
Speakers' knowledge and experience enhanced this activity	56.67%	35.00%	8.33%	0.00%	0.00%
The speakers provided the information in an interesting manner that facilitated my learning	53.33%	35.00%	11.67%	0.00%	0.00%
Presentation was fair, objective, and unbiased toward any product or program	58.33%	36.67%	3.33%	1.67%	0.00%
Effectiveness of teaching methods	52.54%	32.20%	13.56%	1.69%	0.00%

**Comments:**

- Both were well prepared with excellent material
- Attorney was great. This was my favorite session. Unfortunately, she spoke too fast-this session needs to be longer so she can share more
- Dr. Fine not in attendance

**Partnering with Schools: Suicide Prevention Program: Working with Schools and Primary Care**

Jeffrey Hill, MS & Jennifer W. Jencks, PhD

	Very Well	Well	Average	Disappointing	Poor
Speakers' knowledge and experience enhanced this activity	67.74%	25.81%	6.45%	0.00%	0.00%
The speakers provided the information in an interesting manner that facilitated my learning	54.84%	29.03%	16.13%	0.00%	0.00%
Presentation was fair, objective, and unbiased toward any product or program	61.29%	32.26%	6.45%	0.00%	0.00%
Effectiveness of teaching methods	51.61%	29.03%	19.35%	0.00%	0.00%

**Comments:**

- AMAZING!!! Such great resources!!
- I was surprised with our RI numbers
- It would have been helpful if the speakers could have better incorporated how to partner with primary care in this effort

**Which concurrent workshop did you attend from 1:30-2:30 pm?**

Using Information to Improve Care: Neighborhood Risk Scores and Payment	34.59%
Better Care: Providing What Patients Want I	29.19%
Using the Rhode Island Medical Home Portal for High Risk Children and Families	15.14%
I did not attend a session during this period	21.08%

**Using Information to Improve Care: Neighborhood Risk Scores and Payment**

Arlene S. Ash, PhD & Elaine Fontaine, BS

	Very Well	Well	Average	Disappointing	Poor
Speakers' knowledge and experience enhanced this activity	57.97%	26.09%	13.04%	2.90%	0.00%
The speakers provided the information in an interesting manner that facilitated my learning	47.83%	27.54%	18.84%	5.80%	0.00%
Presentation was fair, objective, and unbiased toward any product or program	55.07%	26.09%	14.49%	4.35%	0.00%
Effectiveness of teaching methods	46.38%	27.54%	20.29%	5.80%	0.00%

**Comments:**

- Excellent!
- Excellent and very exciting!
- The speaker seemed unclear about her talking points and made generalized statements about people of color that came across very negatively. A lot of "those people" type statements were used and I felt uncomfortable during many parts of her speech. She did not come across as very culturally competent.
- Bring HER BACK. Best presentation of the year. She was brilliant. She could have talked all day.

**Better Care: Providing What Patients Want I**

Randi Redmond Oster, MBA

	Very Well	Well	Average	Disappointing	Poor
Speaker's knowledge and experience enhanced this activity	75.93%	22.22%	1.85%	0.00%	0.00%
The speaker provided the information in an interesting manner that facilitated my learning	74.07%	24.07%	1.85%	0.00%	0.00%
Presentation was fair, objective, and unbiased toward any product or program	75.93%	22.22%	1.85%	0.00%	0.00%
Effectiveness of teaching methods	72.22%	25.93%	1.85%	0.00%	0.00%

**Comments:**

- Board game gave good perspective
- Enjoyed networking and it was fun yet informative. Helps me know what staff are receiving through BCBSRI sponsored events
- These two sessions were excellent! There should be more like this.

**Using the Rhode Island Medical Home Portal for High Risk Children and Families**

Kathleen N. Kuiper, BS

	Very Well	Well	Average	Disappointing	Poor
Speaker's knowledge and experience enhanced this activity	53.57%	35.71%	10.71%	0.00%	0.00%
The speaker provided the information in an interesting manner that facilitated my learning	50.00%	32.14%	14.29%	3.57%	0.00%
Presentation was fair, objective, and unbiased toward any product or program	53.57%	28.57%	17.86%	0.00%	0.00%
Effectiveness of teaching methods	46.43%	35.71%	10.71%	7.14%	0.00%

**Comments:**

- Though interesting, I thought from the title that this would be a talk about using a portal in my Health Care setting to engage patients



**Which concurrent workshop did you attend from 2:30-3:30 pm?**

Using a Health Information Exchange for Advance Care Planning and Assessing Patient Social Determinants of Health	34.59%
Better Care: Providing What Patients Want II	28.65%
Insights Into Your Patient Population From KIDSNET	11.35%
I did not attend a session during this period	25.41%

**Using a Health Information Exchange for Advance Care Planning and Assessing Patient Social Determinants of Health**

Scott W. Young, MS, BS

	Very Well	Well	Average	Disappointing	Poor
Speaker's knowledge and experience enhanced this activity	47.69%	35.38%	12.31%	4.62%	0.00%
The speaker provided the information in an interesting manner that facilitated my learning	43.75%	28.13%	18.75%	9.38%	0.00%
Presentation was fair, objective, and unbiased toward any product or program	50.00%	28.13%	17.19%	4.69%	0.00%
Effectiveness of teaching methods	42.19%	32.81%	17.19%	7.81%	0.00%

**Comments:**

- Excellent!

**Better Care: Providing What Patients Want II**

Randi Redmond Oster, MBA

	Very Well	Well	Average	Disappointing	Poor
Speaker's knowledge and experience enhanced this activity	77.36%	20.75%	1.89%	0.00%	0.00%
The speaker provided the information in an interesting manner that facilitated my learning	75.47%	22.64%	1.89%	0.00%	0.00%
Presentation was fair, objective, and unbiased toward any product or program	79.25%	18.87%	1.89%	0.00%	0.00%
Effectiveness of teaching methods	75.47%	22.64%	1.89%	0.00%	0.00%

**Comments:**

- Excellent program
- Too ramblly
- Would have liked to generate more concrete actionable points during the session

**Insights Into Your Patient Population From KIDSNET**

Ellen Amore, MS

	Very Well	Well	Average	Disappointing	Poor
Speaker's knowledge and experience enhanced this activity	61.90%	33.33%	4.76%	0.00%	0.00%
The speaker provided the information in an interesting manner that facilitated my learning	52.38%	38.10%	9.52%	0.00%	0.00%
Presentation was fair, objective, and unbiased toward any product or program	57.89%	36.84%	5.26%	0.00%	0.00%
Effectiveness of teaching methods	57.14%	33.33%	9.52%	0.00%	0.00%

**Comments:** None

**Any additional comments not address by this survey:**

- As a first time attendee and someone who is new to primary care nursing, I came home with a lot of information that I'm currently using to better perform in my job. I really enjoyed this conference. Thanks!
- CTC team rock!!!
- Enjoyed the day
- Great conference. Looking forward to next years!
- Kudos to the planning committee!
- Sound system was problematic at times
- Thank you. Great way to evaluate a program. thanks
- Thank you for an excellent conference. (x 3)
- This survey is itself a drag. I understand the need for evaluative feedback, but one of the biggest frustrations of practice today is the incessant demand for practitioners to fill in data, and so this long CTC/Brown survey is annoying by analogy.