



ADC-34756 v1.0 09/21



FreeStyle
Libre 2
FLASH GLUCOSE MONITORING SYSTEM



FreeStyle
Libre 14 day
FLASH GLUCOSE MONITORING SYSTEM

**YOU
CAN
DO IT
REMOTELY**



Setting up your practice for remote patient monitoring

87% of patients sharing results on a FreeStyle Libre app platform*† with their physicians continue using sensors after 12 months^{1‡}.

* Medicare coverage is available for the FreeStyle Libre 14 day system if a smartphone with FreeStyle LibreLink is used in conjunction with the FreeStyle Libre 14 day reader to review glucose data. Patients must meet Medicare eligibility coverage criteria. See Local Coverage Determination: Glucose Monitors (L33822), July 2021 and Local Coverage Article: Glucose Monitors (A52464), Jan 2020.

† Medicare coverage is available for the FreeStyle Libre 2 system if a smartphone with the FreeStyle Libre 2 app is used in conjunction with the FreeStyle Libre 2 reader to review glucose data. Medicare coverage is not available if a patient never uses the FreeStyle Libre 2 reader, and patients must meet other applicable coverage criteria. See Local Coverage Determination: Glucose Monitors (L33822), July 2021 and Local Coverage Article: Glucose Monitors (A52464), Jan 2020.

‡ Data has been extended from analysis on the FreeStyle Libre 14 day system. The FreeStyle LibreLink app and the FreeStyle Libre 2 app are only compatible with certain mobile devices and operating systems. Please check our website for more information about device compatibility before using either app. Use of either app requires registration with LibreView.

As a courtesy to its customers, Abbott provides the most up-to-date information available, but it is subject to change and interpretation. The customer is ultimately responsible for determining the appropriate codes, coverage, and payment policies for individual patients. Abbott does not guarantee third party coverage of payment for our products or reimburse customers for claims that are denied by third party payors.

Reference: 1. Data on file. Abbott Diabetes Care.



life. to the fullest.®

Abbott

LibreView

Start with LibreView*

LibreView is a secure, cloud-based system that enables more effective diabetes management by giving practices visibility to their patients' FreeStyle Libre 2 system and FreeStyle Libre 14 day system glucose data.



Easy upload

Glucose data are automatically[†] uploaded from a patient's FreeStyle Libre 2 app^{‡§} or FreeStyle LibreLink app^{||#} to LibreView, or can be manually uploaded from the FreeStyle Libre 2 reader^{##**} or FreeStyle Libre 14 day reader^{§††}.



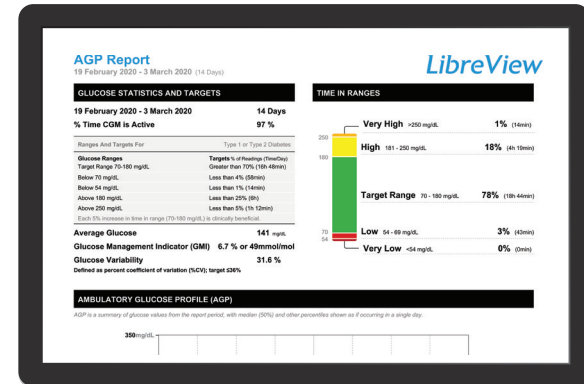
Remote access

Access patient data securely and on demand by logging into any internet-connected computer. (See LibreView.com for system requirements.)



Actionable insights

View trends, patterns, and easy-to-read¹ standardized reports, including Time in Range, to make more informed treatment decisions.



Not actual patient data.

Get started at www.LibreView.com

Components of remote patient monitoring

Enabling your practice to connect

It starts with creating a LibreView account and Practice ID.

Inviting your FreeStyle Libre 2 system and FreeStyle Libre 14 day system patients to share[†] their glucose data with you.

Data sharing populates insightful glucose reports.

Discovering actionable insights from shared data

Using LibreView glucose reports can help you to:

- Observe your patients' progress remotely
- Have more productive conversations with your patients
- Make more informed treatment decisions

* The LibreView data management software is intended for use by both patients and healthcare professionals to assist people with diabetes and their healthcare professionals in the review, analysis and evaluation of historical glucose meter data to support effective diabetes management. The LibreView software is not intended to provide treatment decisions or to be used as a substitute for professional healthcare advice.

† The user's device must have internet connectivity for glucose data to automatically upload to LibreView.

‡ The FreeStyle Libre 2 app is only compatible with certain mobile devices and operating systems. Please check our website for more information about device compatibility before using the app. Use of FreeStyle Libre 2 app requires registration with LibreView.

§ Medicare coverage is available for the FreeStyle Libre 2 system if a smartphone with the FreeStyle Libre 2 app is used in conjunction with the FreeStyle Libre 2 reader to review glucose data. Medicare coverage is not available if a patient never uses the FreeStyle Libre 2 reader, and patients must meet other applicable coverage criteria. See Local Coverage Determination: Glucose Monitors (L33822), July 2021 and Local Coverage Article: Glucose Monitors (A52464), Jan 2020.

|| The FreeStyle LibreLink app is only compatible with certain mobile devices and operating systems. Please check our website for more information about device compatibility before using the app. Use of the FreeStyle LibreLink app requires registration with LibreView.

Medicare coverage is available for the FreeStyle Libre 14 day system if a smartphone with FreeStyle LibreLink is used in conjunction with the FreeStyle Libre 14 day reader to review glucose data. Patients must meet Medicare eligibility coverage criteria. See Local Coverage Determination: Glucose Monitors (L33822), July 2021 and Local Coverage Article: Glucose Monitors (A52464), Jan 2020.

** The FreeStyle Libre 2 app and the FreeStyle Libre 2 reader have similar but not identical features. Fingersticks are required for treatment decisions when you see Check Blood Glucose symbol and when your glucose alarms and readings from the system do not match symptoms or expectations.

†† The FreeStyle LibreLink app and the FreeStyle Libre 14 Day reader have similar but not identical features. Fingersticks are required for treatment decisions when you see Check Blood Glucose symbol and when your glucose alarms and readings from the system do not match symptoms or expectations.

As a courtesy to its customers, Abbott provides the most up-to-date information available, but it is subject to change and interpretation. The customer is ultimately responsible for determining the appropriate codes, coverage, and payment policies for individual patients. Abbott does not guarantee third party coverage of payment for our products or reimburse customers for claims that are denied by third party payors.

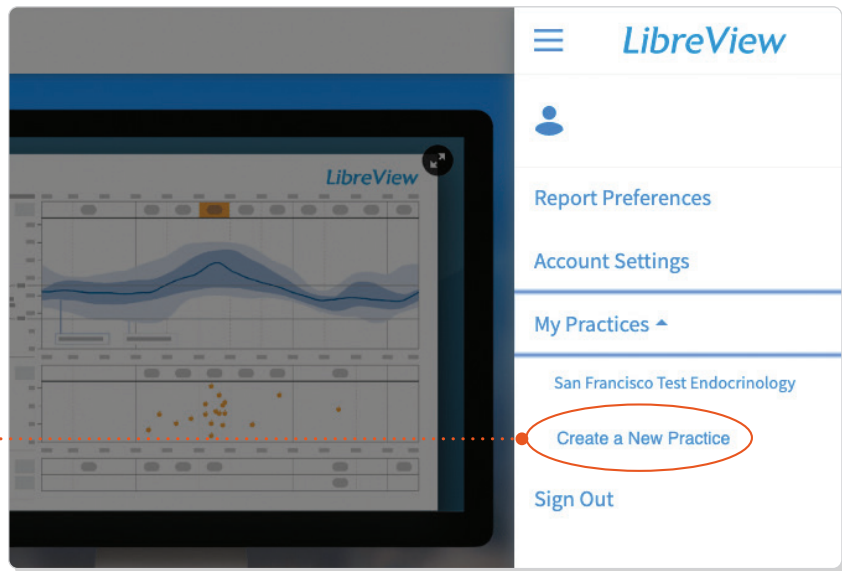
Reference: 1. Unger, Jeff, Pamela Kushner, and John E. Anderson. "Practical guidance for using the FreeStyle Libre flash continuous glucose monitoring in primary care." *Postgraduate Medicine* (2020): 1-9. <https://doi.org/10.1080/00325481.2020.1744393>

Enable remote patient monitoring: LibreView* Practice set-up

+ Create your LibreView Practice ID

Creating a LibreView Practice generates a LibreView Practice ID that patients can use to share glucose data from anywhere†. Follow these steps to get started:

- 1 Create or sign into your LibreView Practice account at www.LibreView.com
- 2 Select the ≡ **LibreView** menu icon
- 3 Select **Create a New Practice**, then select **Continue**
- 4 Complete the required information, then select **Create a New Practice** to create your LibreView Practice and generate your LibreView Practice ID.

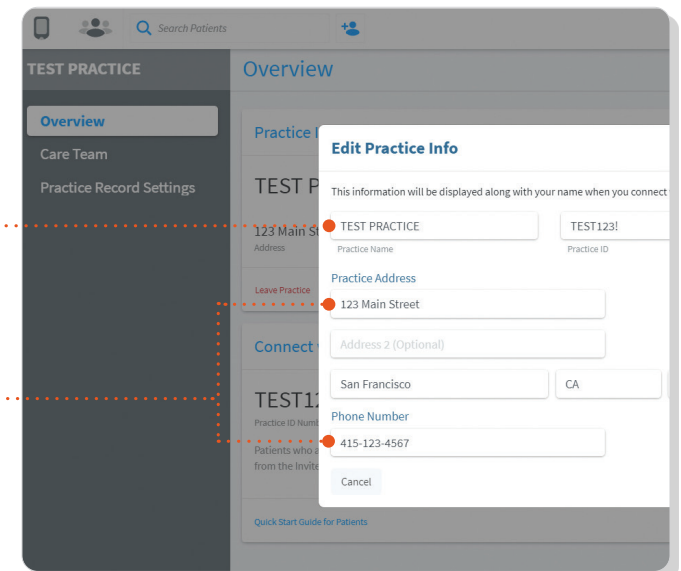


✎ Customize your LibreView Practice ID

Now that you've created a LibreView Practice ID, you can customize it, if desired, to make it easier to remember and share† with your patients.

To customize your LibreView Practice ID:

- 1 Select the ≡ **LibreView** menu icon
- 2 Select the **My Practices** drop-down list
- 3 Select the LibreView Practice you would like to view
- 4 Select **Edit** to change your LibreView Practice settings or LibreView Practice ID



* The LibreView data management software is intended for use by both patients and healthcare professionals to assist people with diabetes and their healthcare professionals in the review, analysis and evaluation of historical glucose meter data to support effective diabetes management. The LibreView software is not intended to provide treatment decisions or to be used as a substitute for professional healthcare advice.

† The user's device must have internet connectivity for glucose data to automatically upload to LibreView.

OPTION 1: Invite patients to share glucose data with Practice ID

Provide your LibreView Practice ID to patients

Once you've created a Practice in LibreView*, you can invite your patients using the FreeStyle Libre 2 system or FreeStyle Libre 14 day system to share their glucose data remotely. At any time, refer back to your LibreView Practice ID by selecting [≡ LibreView](#). Your LibreView Practice ID will appear under [My Practices](#), below your practice name.



Patients can enable data sharing with your LibreView Practice ID using the FreeStyle Libre 2 app[†] or the FreeStyle LibreLink app[‡].

Your Practice ID is available in the [≡ LibreView](#) menu under [Practices](#).

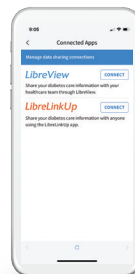
This method can help patients initiate a connection themselves if receiving an email or app invitation isn't preferred.



FreeStyle Libre 2 app



FreeStyle LibreLink app



Patients can enter your LibreView Practice ID by:

- 1 Selecting the app's [≡](#) menu icon
- 2 Tapping [Connected Apps](#)
- 3 Tapping [LibreView](#)
- 4 Tapping [Connect to a Practice](#)
- 5 Entering your LibreView Practice ID and following the prompts to connect

Need help?
Visit the [Support](#) section of [www.LibreView.com](#)



Patients using FreeStyle Libre 2 readers or FreeStyle Libre 14 day readers can enter your LibreView Practice ID by:

- 1 Signing into or creating a patient LibreView account
- 2 Navigating to [Account Settings](#) from the [≡ LibreView](#) menu icon
- 3 Selecting [My Practices](#)
- 4 Entering your LibreView Practice ID and clicking [Add](#)

They can then plug in their reader and follow the prompts from LibreView to download the LibreView device drivers and upload glucose data.

* The LibreView data management software is intended for use by both patients and healthcare professionals to assist people with diabetes and their healthcare professionals in the review, analysis and evaluation of historical glucose meter data to support effective diabetes management. The LibreView software is not intended to provide treatment decisions or to be used as a substitute for professional healthcare advice.

† The FreeStyle Libre 2 app is only compatible with certain mobile devices and operating systems. Please check our website for more information about device compatibility before using the app. Use of FreeStyle Libre 2 app requires registration with LibreView.

‡ Medicare coverage is available for the FreeStyle Libre 2 system if a smartphone with the FreeStyle Libre 2 app is used in conjunction with the FreeStyle Libre 2 reader to review glucose data. Medicare coverage is not available if a patient never uses the FreeStyle Libre 2 reader, and patients must meet other applicable coverage criteria. See Local Coverage Determination: Glucose Monitors (L33822), July 2021 and Local Coverage Article: Glucose Monitors (A52464), Jan 2020.

§ The FreeStyle LibreLink app is only compatible with certain mobile devices and operating systems. Please check the website for more information about device compatibility before using the app. Use of the FreeStyle LibreLink app requires registration with LibreView.

|| Medicare coverage is available for the FreeStyle Libre 14 day system if a smartphone with FreeStyle LibreLink is used in conjunction with the FreeStyle Libre 14 day reader to review glucose data. Patients must meet Medicare eligibility coverage criteria. See Local Coverage Determination: Glucose Monitors (L33822), July 2021 and Local Coverage Article: Glucose Monitors (A52464), Jan 2020.

As a courtesy to its customers, Abbott provides the most up-to-date information available, but it is subject to change and interpretation. The customer is ultimately responsible for determining the appropriate codes, coverage, and payment policies for individual patients. Abbott does not guarantee third party coverage of payment for our products or reimburse customers for claims that are denied by third party payors.

OPTION 2: Invite patients to share glucose data with their email




Invite patients using their email



LibreView

Invite patients to connect from LibreView*

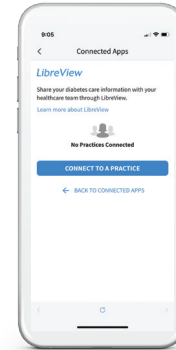
- 1 Search for an existing patient email address, or click the  icon at the top of the navigator bar to add a new one to your LibreView Practice
- 2 Select the patient's profile, then select **Invite** and use the email address associated with their account
- 3 Your invitation will appear inside the patient's FreeStyle Libre 2 app[†] or FreeStyle LibreLink app[‡] and in their email inbox




FreeStyle Libre 2 app



FreeStyle LibreLink app



Patients can accept your invitation directly in the FreeStyle Libre 2 app or the FreeStyle LibreLink app by:

- 1 Selecting the app's  menu icon
- 2 Tapping **Connected Apps**
- 3 Tapping **LibreView**
- 4 Completing the prompts to connect

Need help?
Visit the **Support** section of www.LibreView.com



Patients using FreeStyle Libre 2 readers or FreeStyle Libre 14 day readers can accept your invitation by:

- 1 Receiving your invitation to connect in their email inbox
- 2 Clicking **Accept Invitation** in the invitation
- 3 Following prompts to sign in or create a patient LibreView account

Afterward, they can plug in their reader and follow the prompts from LibreView to download the LibreView device drivers and upload glucose data.

* The LibreView data management software is intended for use by both patients and healthcare professionals to assist people with diabetes and their healthcare professionals in the review, analysis and evaluation of historical glucose meter data to support effective diabetes management. The LibreView software is not intended to provide treatment decisions or to be used as a substitute for professional healthcare advice.

† The FreeStyle Libre 2 app is only compatible with certain mobile devices and operating systems. Please check our website for more information about device compatibility before using the app. Use of FreeStyle Libre 2 app requires registration with LibreView.

‡ Medicare coverage is available for the FreeStyle Libre 2 system if a smartphone with the FreeStyle Libre 2 app is used in conjunction with the FreeStyle Libre 2 reader to review glucose data. Medicare coverage is not available if a patient never uses the FreeStyle Libre 2 reader, and patients must meet other applicable coverage criteria. See Local Coverage Determination: Glucose Monitors (L33822), July 2021 and Local Coverage Article: Glucose Monitors (A52464), Jan 2020.

§ The FreeStyle LibreLink app is only compatible with certain mobile devices and operating systems. Please check our website for more information about device compatibility before using the app. Use of the FreeStyle LibreLink app requires registration with LibreView.

|| Medicare coverage is available for the FreeStyle Libre 14 day system if a smartphone with FreeStyle LibreLink is used in conjunction with the FreeStyle Libre 14 day reader to review glucose data. Patients must meet Medicare eligibility coverage criteria. See Local Coverage Determination: Glucose Monitors (L33822), July 2021 and Local Coverage Article: Glucose Monitors (A52464), Jan 2020.

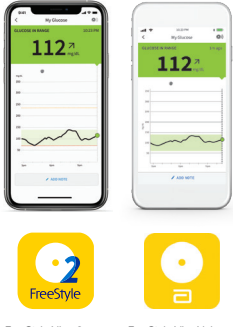
As a courtesy to its customers, Abbott provides the most up-to-date information available, but it is subject to change and interpretation. The customer is ultimately responsible for determining the appropriate codes, coverage, and payment policies for individual patients. Abbott does not guarantee third party coverage of payment for our products or reimburse customers for claims that are denied by third party payors.

Discover actionable insights in detailed glucose reports



Gather insights

After you establish a data sharing connection with your FreeStyle Libre 2 system and FreeStyle Libre 14 day system patients, you can access insightful glucose reports, enabling more productive conversations and more informed treatment decisions.




Use of the FreeStyle Libre 2 app and FreeStyle LibreLink app** makes connecting easier**

- App users automatically† upload glucose data to your LibreView‡ practice with every scan
- No need for patients to manually upload data or for office staff to download the data

OR

Users of the FreeStyle Libre 2 reader or FreeStyle Libre 14 day reader can still share data



- Patients without a compatible smartphone can upload data with their FreeStyle Libre 2 reader or FreeStyle Libre 14 day reader using an internet-enabled computer, the LibreView device drivers, and a patient LibreView account

LibreView

Standardized reports:



* The FreeStyle Libre 2 app is only compatible with certain mobile devices and operating systems. Please check our website for more information about device compatibility before using the app. Use of FreeStyle Libre 2 app requires registration with LibreView.

† Medicare coverage is available for the FreeStyle Libre 2 system if a smartphone with the FreeStyle Libre 2 app is used in conjunction with the FreeStyle Libre 2 reader to review glucose data. Medicare coverage is not available if a patient never uses the FreeStyle Libre 2 reader, and patients must meet other applicable coverage criteria. See Local Coverage Determination: Glucose Monitors (L33822), July 2021 and Local Coverage Article: Glucose Monitors (A52464), Jan 2020.

‡ The FreeStyle LibreLink app is only compatible with certain mobile devices and operating systems. Please check our website for more information about device compatibility before using the app. Use of the FreeStyle LibreLink app requires registration with LibreView.

§ Medicare coverage is available for the FreeStyle Libre 14 day system if a smartphone with FreeStyle LibreLink is used in conjunction with the FreeStyle Libre 14 day reader to review glucose data. Patients must meet Medicare eligibility coverage criteria. See Local Coverage Determination: Glucose Monitors (L33822), July 2021 and Local Coverage Article: Glucose Monitors (A52464), Jan 2020.

|| The user must be connected to data services for glucose data to automatically upload to LibreView.

The LibreView data management software is intended for use by both patients and healthcare professionals to assist people with diabetes and their healthcare professionals in the review, analysis and evaluation of historical glucose meter data to support effective diabetes management. The LibreView software is not intended to provide treatment decisions or to be used as a substitute for professional healthcare advice.

As a courtesy to its customers, Abbott provides the most up-to-date information available, but it is subject to change and interpretation. The customer is ultimately responsible for determining the appropriate codes, coverage, and payment policies for individual patients. Abbott does not guarantee third party coverage of payment for our products or reimburse customers for claims that are denied by third party payors.

Recommend the FreeStyle Libre 2 app*† or FreeStyle LibreLink app‡§ and easily connect with your patients through LibreView^{||}

Healthcare professional support



LibreView

Call 1-754-210-8584, ext 3, or visit the Support section on LibreView.com

Patient support



Contact our Customer Care Team at 1-855-632-8658
7 days a week, 8AM to 8PM ET, excluding holidays



FreeStyle
Libre 2
FLASH GLUCOSE MONITORING SYSTEM



FreeStyle
Libre 14 day
FLASH GLUCOSE MONITORING SYSTEM



life. to the fullest.[®]
Abbott

* The FreeStyle Libre 2 app is only compatible with certain mobile devices and operating systems. Please check our website for more information about device compatibility before using the app. Use of the FreeStyle LibreLink app requires registration with LibreView.

† Medicare coverage is available for the FreeStyle Libre 2 system if a smartphone with the FreeStyle Libre 2 app is used in conjunction with the FreeStyle Libre 2 reader to review glucose data. Medicare coverage is not available if a patient never uses the FreeStyle Libre 2 reader, and patients must meet other applicable coverage criteria. See Local Coverage Determination: Glucose Monitors (L33822), July 2021 and Local Coverage Article: Glucose Monitors (A52464), Jan 2020.

‡ The FreeStyle Libre 2 app is only compatible with certain mobile devices and operating systems. Please check our website for more information about device compatibility before using the app. Use of FreeStyle Libre 2 app requires registration with LibreView.

§ Medicare coverage is available for the FreeStyle Libre 14 day system if a smartphone with FreeStyle LibreLink is used in conjunction with the FreeStyle Libre 14 day reader to review glucose data. Patients must meet Medicare eligibility coverage criteria. See Local Coverage Determination: Glucose Monitors (L33822), July 2021 and Local Coverage Article: Glucose Monitors (A52464), Jan 2020.

|| The LibreView data management software is intended for use by both patients and healthcare professionals to assist people with diabetes and their healthcare professionals in the review, analysis and evaluation of historical glucose meter data to support effective diabetes management. The LibreView software is not intended to provide treatment decisions or to be used as a substitute for professional healthcare advice.

As a courtesy to its customers, Abbott provides the most up-to-date information available, but it is subject to change and interpretation. The customer is ultimately responsible for determining the appropriate codes, coverage, and payment policies for individual patients. Abbott does not guarantee third party coverage of payment for our products or reimburse customers for claims that are denied by third party payors.

Important Safety Information

FreeStyle Libre 14 day system: Failure to use FreeStyle Libre 14 day system as instructed in labeling may result in missing a severe low or high glucose event and/or making a treatment decision, resulting in injury. If readings do not match symptoms or expectations, use a fingerstick value from a blood glucose meter for treatment decisions. Seek medical attention when appropriate or contact Abbott at 855-632-8658 or <https://www.FreeStyle.abbott/us-en/safety-information.html> for safety info.

FreeStyle Libre 2 system: Failure to use FreeStyle Libre 2 system as instructed in labeling may result in missing a severe low or high glucose event and/or making a treatment decision, resulting in injury. If glucose alarms and readings do not match symptoms or expectations, use a fingerstick value from a blood glucose meter for treatment decisions. Seek medical attention when appropriate or contact Abbott at 855-632-8658 or <https://www.FreeStyle.abbott/us-en/safety-information.html> for safety info.

The circular shape of the sensor housing, FreeStyle, Libre, and related brand marks are marks of Abbott. Other trademarks are the property of their respective owners.